



Rendered in Custom Palette



Rendered in Custom Palette

City of Franklin
Downtown Amphitheater Option 1 Rev.



A PLAYCORE Company

www.gametime.com



www.sinclair-rec.com



Rendered in Custom Palette

City of Franklin
Downtown Amphitheater Option 1 Rev.



A PLAYCORE Company

www.gametime.com



www.sinclair-rec.com



Rendered in Custom Palette



Rendered in Custom Palette



Rendered in Custom Palette

City of Franklin
Downtown Amphitheater Option 1 Rev.



A PLAYCORE Company

www.gametime.com





Rendered in Custom Palette



Rendered in Custom Palette



Rendered in Custom Palette



Rendered in Custom Palette



Rendered in Custom Palette

City of Franklin
Downtown Amphitheater Option 1 Rev.



Rendered in Custom Palette



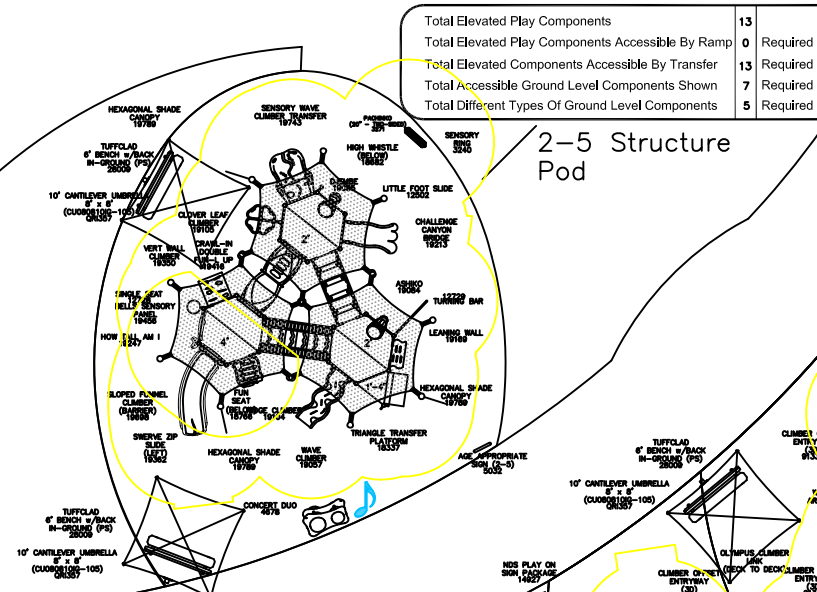
Rendered in Custom Palette



Rendered in Custom Palette



Rendered in Custom Palette

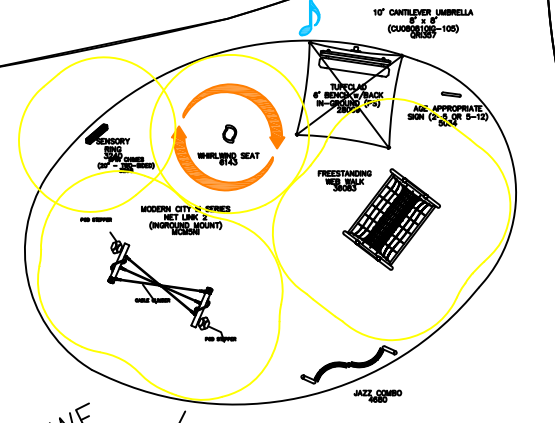
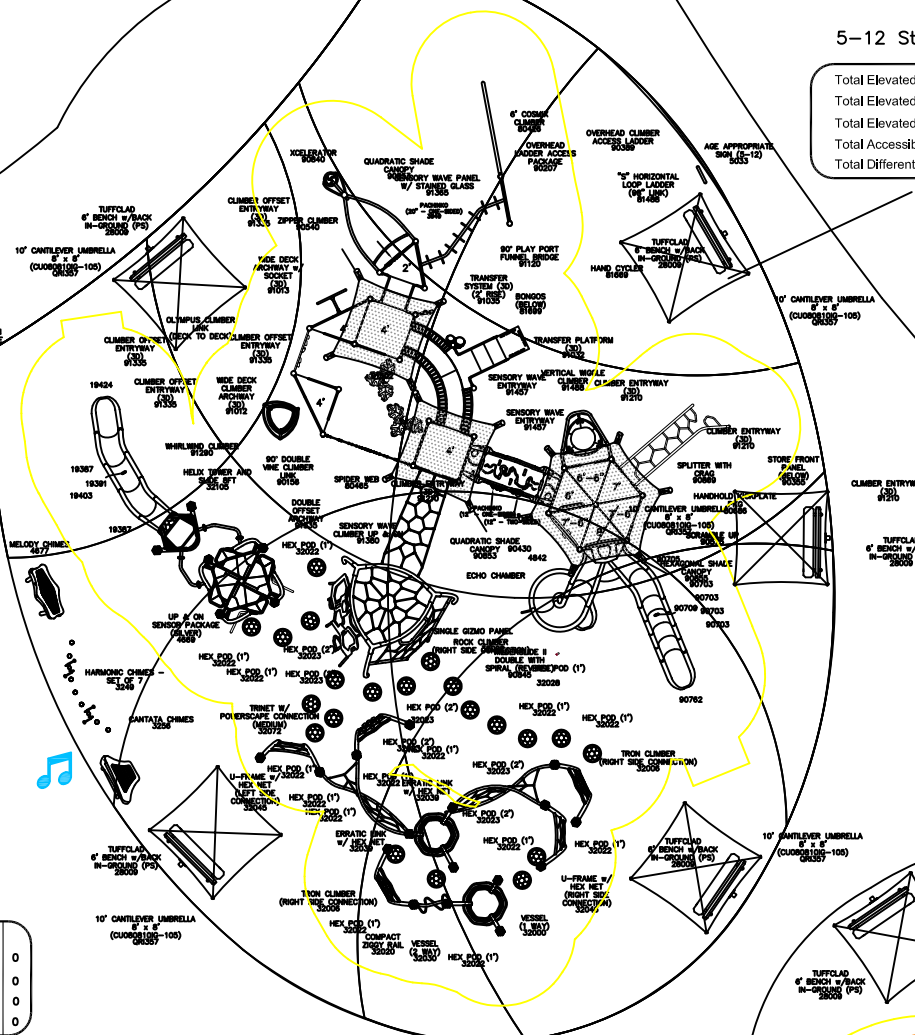


Total Elevated Play Components	13	0	0
Total Elevated Play Components Accessible By Ramp	0	Required	0
Total Elevated Components Accessible By Transfer	13	Required	7
Total Accessible Ground Level Components Shown	7	Required	4
Total Different Types Of Ground Level Components	5	Required	3

2-5 Structure Pod

5-12 Structure Pod

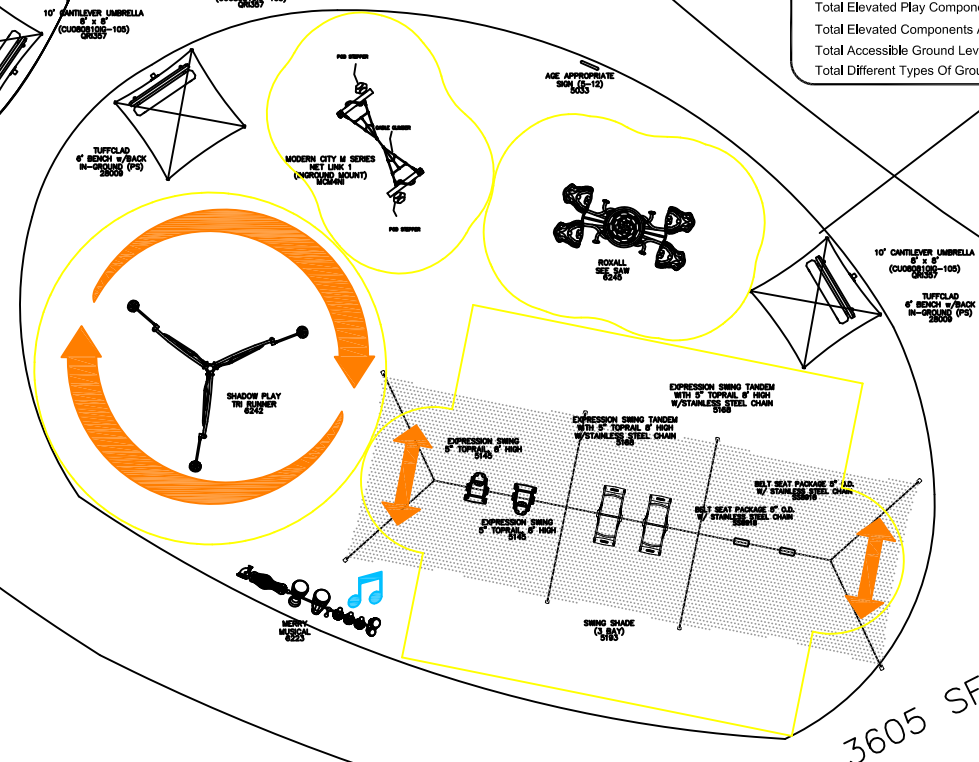
Total Elevated Play Components	16	0	0
Total Elevated Play Components Accessible By Ramp	0	Required	0
Total Elevated Components Accessible By Transfer	15	Required	8
Total Accessible Ground Level Components Shown	39	Required	5
Total Different Types Of Ground Level Components	8	Required	3



2-5 Freestanding Pod

Total Elevated Play Components	0	0	0
Total Elevated Play Components Accessible By Ramp	0	Required	0
Total Elevated Components Accessible By Transfer	0	Required	0
Total Accessible Ground Level Components Shown	5	Required	0
Total Different Types Of Ground Level Components	4	Required	0

Total Elevated Play Components	0	0	0
Total Elevated Play Components Accessible By Ramp	0	Required	0
Total Elevated Components Accessible By Transfer	0	Required	0
Total Accessible Ground Level Components Shown	5	Required	0
Total Different Types Of Ground Level Components	5	Required	0



3605 SF EWF



150 PlayCore Drive SE
Fort Payne, AL 35967
www.gametime.com

City of Franklin - Option One
Franklin Greenways Trail Ampitheater
Franklin, IN
Representative
Sinclair Recreation

This Unit Includes play events and routes or travel specifically designed for special needs users. It is the option of the manufacturer that these play events and routes of travel conform to the accessibility requirements of the ADA (Americans with Disabilities Act)

Total Elevated Play Components	Required
Total Elevated Play Components Accessible By Ramp	Required
Total Elevated Components Accessible By Transfer	Required
Total Accessible Ground Level Components Shown	Required
Total Different Types Of Ground Level Components	Required

This play equipment is recommended for children ages 5-12

Minimum Area Required:
Scale:
This drawing can be scaled only when in an 36" x 48" format

IMPORTANT: Soft resilient surfacing should be placed in the use zones of all equipment, as specified for each type of equipment, and at depths to meet the critical fall heights as specified by the U.S. consumer Product Safety Commission, ASTM standard F 1487 and Canadian Standard CAN/CSA-Z614

Drawn By:
ALW
Date:
6/11/2020
Drawing Name:
Franklin - Franklin Greenways Trail