

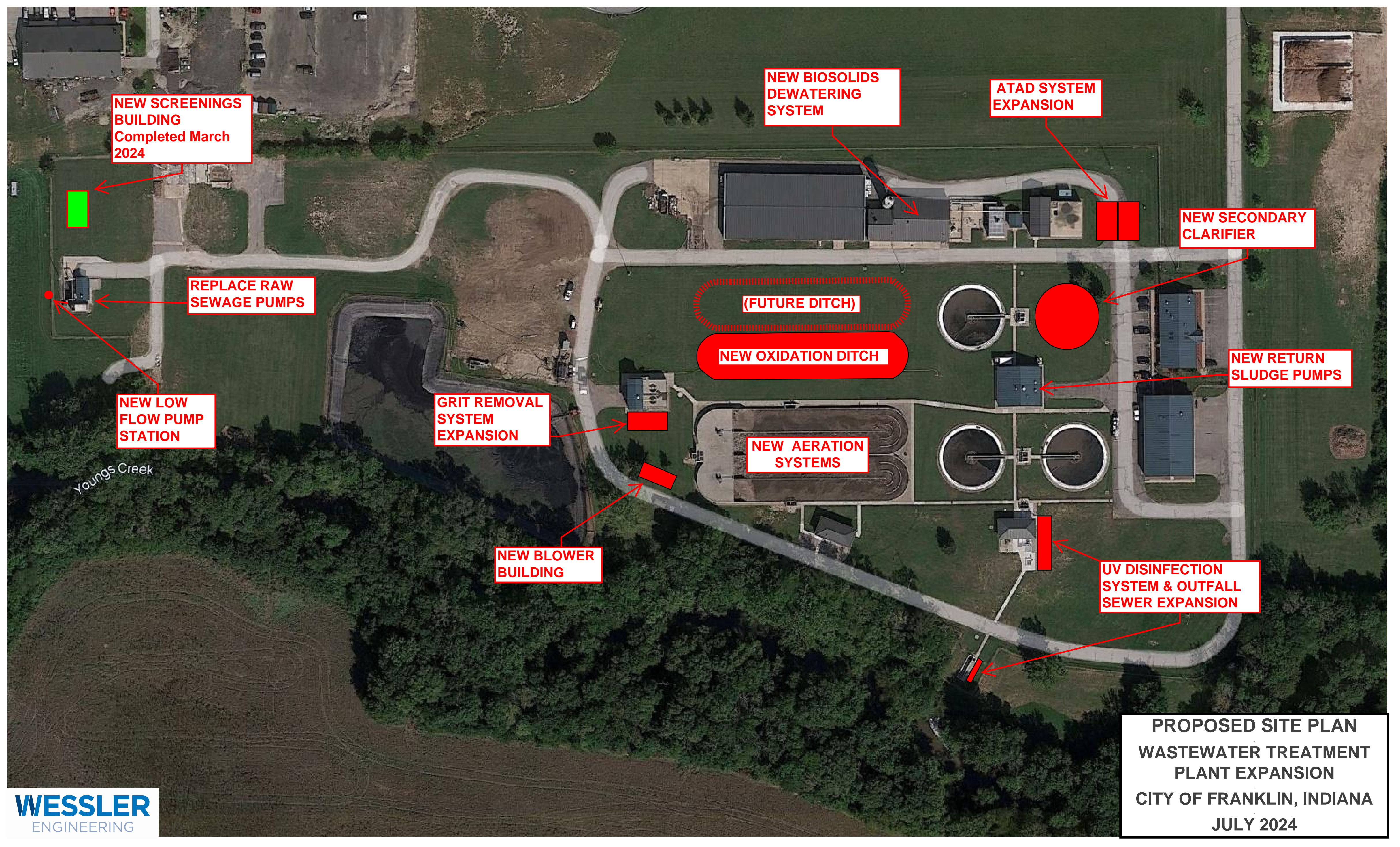
AGENDA RESERVATION REQUEST

CITY OF FRANKLIN COMMON COUNCIL

Please type or print

Date Submitted:	July 10, 2024	Meeting Date:	July 15, 2024
Contact Information:			
Requested by:	Mark Richards		
On Behalf of Organization or Individual:			
Dept. of Planning & Engineering			
Telephone:	317-736-3631		
Email address:	mrichards@franklin.in.gov		
Mailing Address:	70 E. Monroe Street, Franklin, IN 46131		
Describe Request:			
Presentation of DPW Construction Projects Purpose and Need, Wastewater Rate Study, and Introduction of Wastewater Rate Ordinance			
List Supporting Documentation Provided:			
Wastewater Plant and Sewer Interceptor Purpose and Need (Wessler) Wastewater Rate Study (Peters) Ordinance 24-04 (Williams Barrett & Wilkowski)			
Who will present the request?			
Name:	Gary Ruston, Wessler Engineering Jeff Peters, Peters Franklin LTD Stephen Watson, WBW LLP	Telephone:	317-788-5850 317-535-6168 317-888-1211

The Franklin City Council meets on the 1st and 3rd Monday of each month at 6:00 p.m. in the Council Chambers of City Hall located at 70 E. Monroe Street. In order for an individual and/or agency to be considered for new business on the agenda, this reservation form and supporting documents must be received in the Mayor's office no later than 12:00 p.m. on the Wednesday before the meeting.



**NEW SCREENINGS
BUILDING**
Completed March
2024

**NEW BIOSOLIDS
DEWATERING
SYSTEM**

**ATAD SYSTEM
EXPANSION**

**NEW SECONDARY
CLARIFIER**

**REPLACE RAW
SEWAGE PUMPS**

(FUTURE DITCH)

**NEW RETURN
SLUDGE PUMPS**

**NEW LOW
FLOW PUMP
STATION**

NEW OXIDATION DITCH

**GRIT REMOVAL
SYSTEM
EXPANSION**

**NEW AERATION
SYSTEMS**

**NEW BLOWER
BUILDING**

**UV DISINFECTION
SYSTEM & OUTFALL
SEWER EXPANSION**

**PROPOSED SITE PLAN
WASTEWATER TREATMENT
PLANT EXPANSION
CITY OF FRANKLIN, INDIANA
JULY 2024**

City Council Presentation

City of Franklin, Indiana

Wastewater Treatment Plant (WWTP) Expansion

July 15, 2024 – 6:00 PM

I. High-level overview, not get into lengthy details, allow for questions

II. CURRENT SITUATION

- A. Existing Facility built 1996 ~ 30 years old
- B. Design Average Flow - 5.13 million gallons per day (MGD)
- C. Recent Annual Average Flows – 2021 – 4.71 MGD (92% capacity)
2022 – 4.23 MGD (82% capacity)
2023 – 3.97 MGD (77% capacity)

III. GOALS OF PROJECT

- A. Replace and update aging equipment to improve mechanical and process reliability
 - i. Some major equipment replaced in past 8 years
 - ii. But much of the facility is ~30 years old
- B. Provide more energy efficient processes and equipment to reduce energy use and minimize operating costs
- C. Increase design flow/treatment capacity to allow for future development and growth of the city

IV. MAJOR PLANNED IMPROVEMENTS

- A. See Proposed Site Plan
- B. Basically add one more tank to each process, replace equipment with larger units
- C. Provide a Design Average Flow of 7.5 MGD, ~ 50% increase

V. PROJECT COST OPINIONS

Opinion of Construction Cost	\$27,700,000
Opinion of Non-Construction Costs	\$5,500,000
Opinion of Total Project Cost	\$33,200,000

VI. ANTICIPATED PROJECT SCHEDULE

- A. Engineering Design – 11 months (currently 30% complete)
- B. Permitting – 4 months
- C. Bidding/Financial Phase – 4 months
- D. Construction – 21 months
- E. **Total 40 months ~ Completion Fall 2027**

VII. QUESTIONS



West Side Regional Interceptor

July 15, 2024



More than a Project™

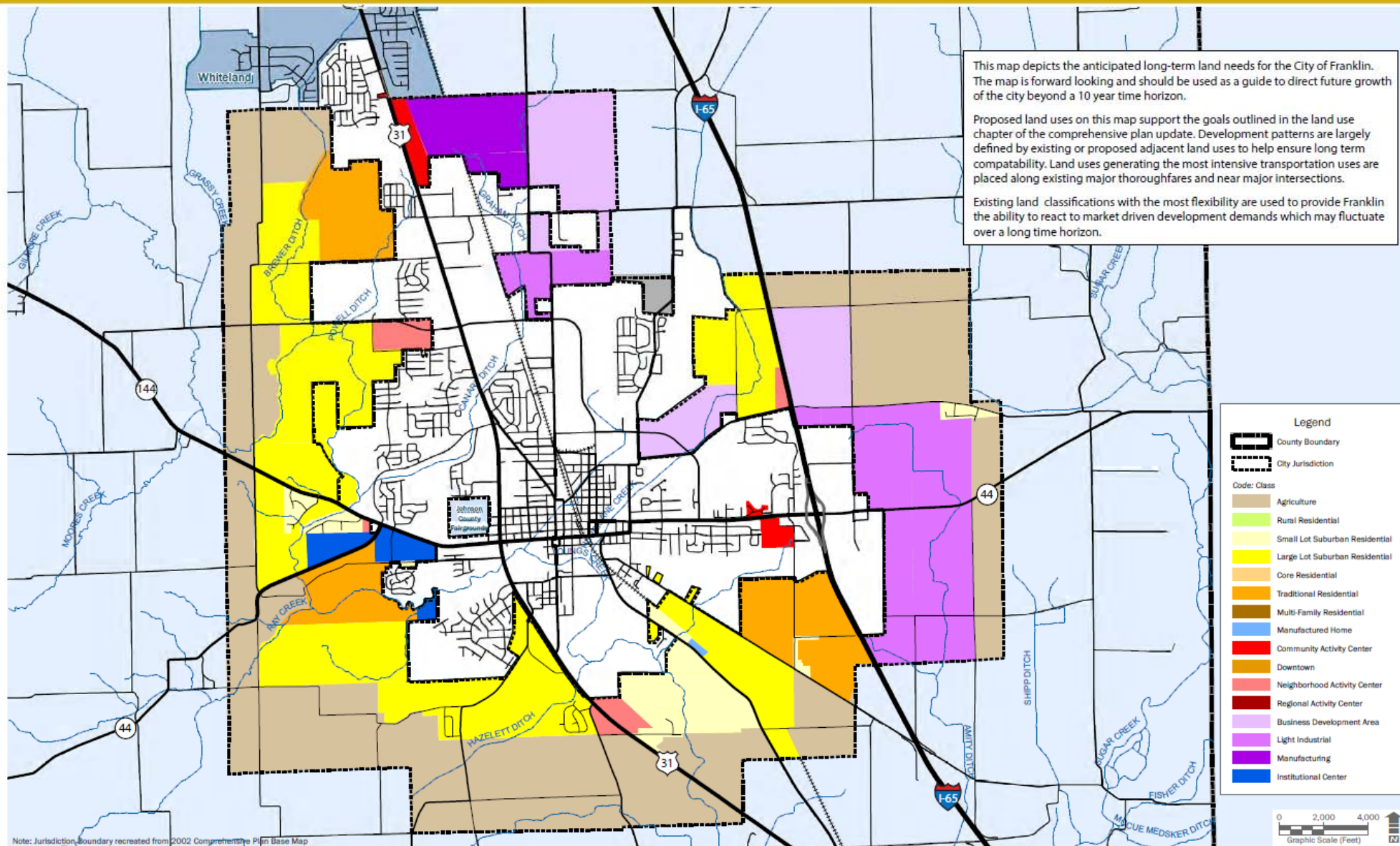
Outline

- Background/Comprehensive Plan
- Existing US 31 Interceptor & Youngs Creek LS
- Proposed West Side Regional Interceptor

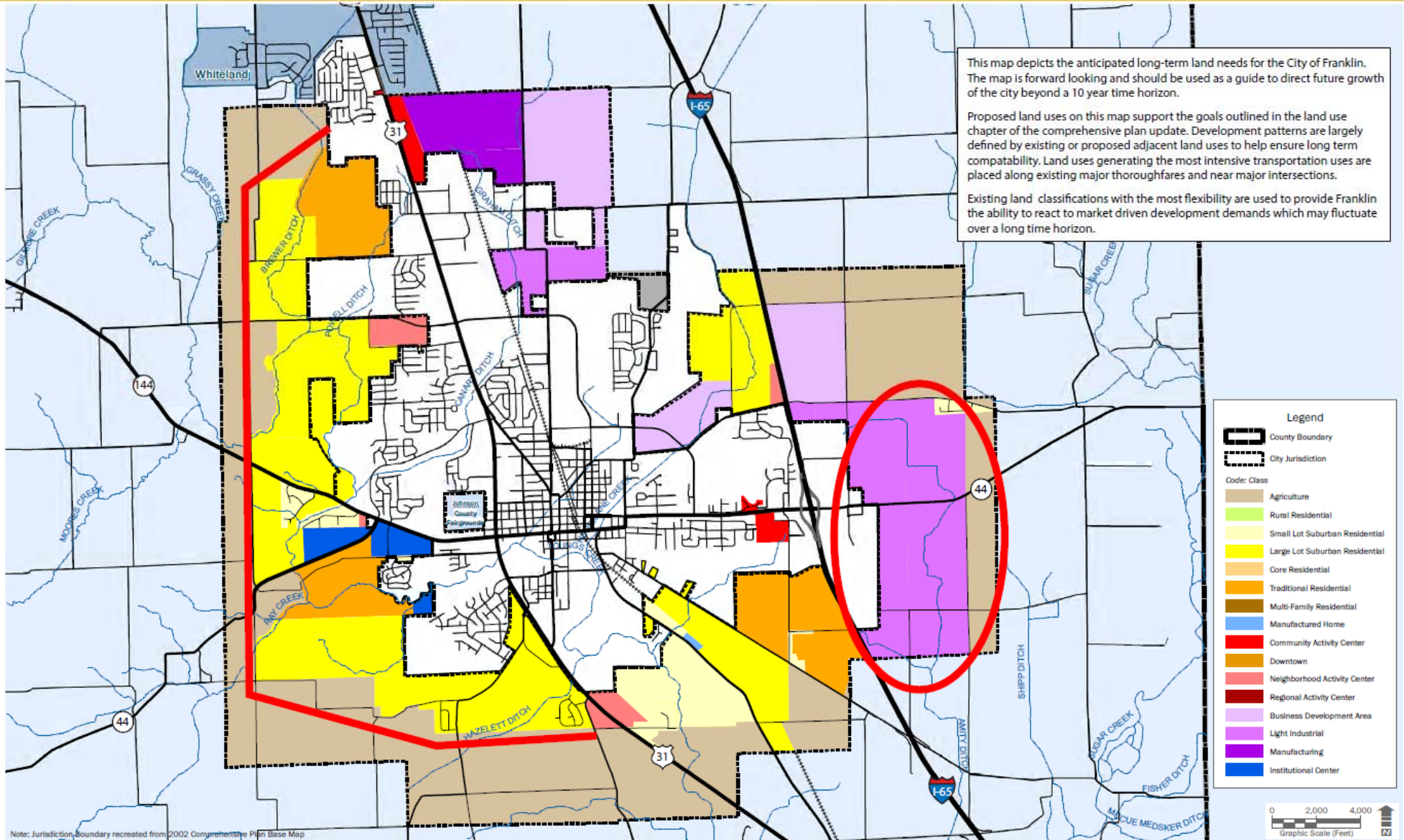
Background

- 2013 Comprehensive Plan

Long-Term Land Needs Map

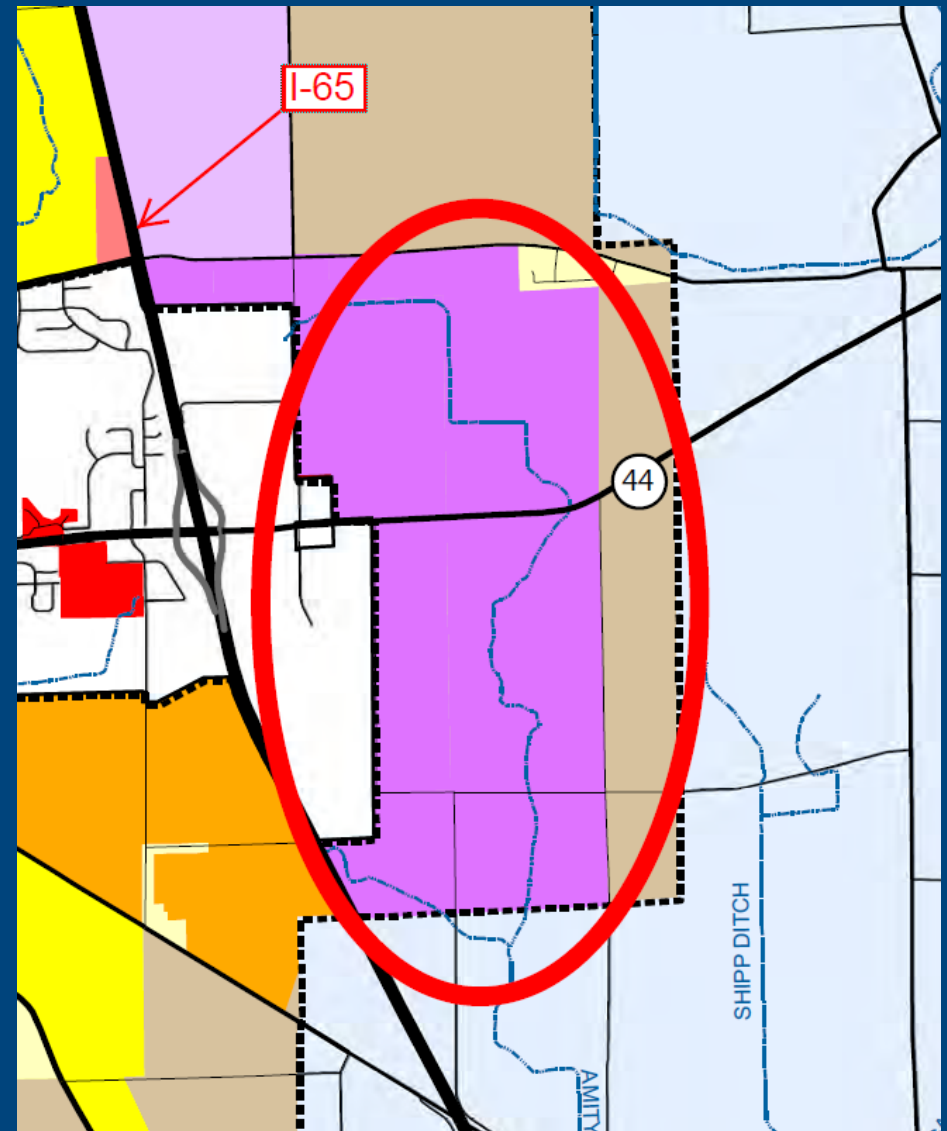


Long-Term Land Needs Map

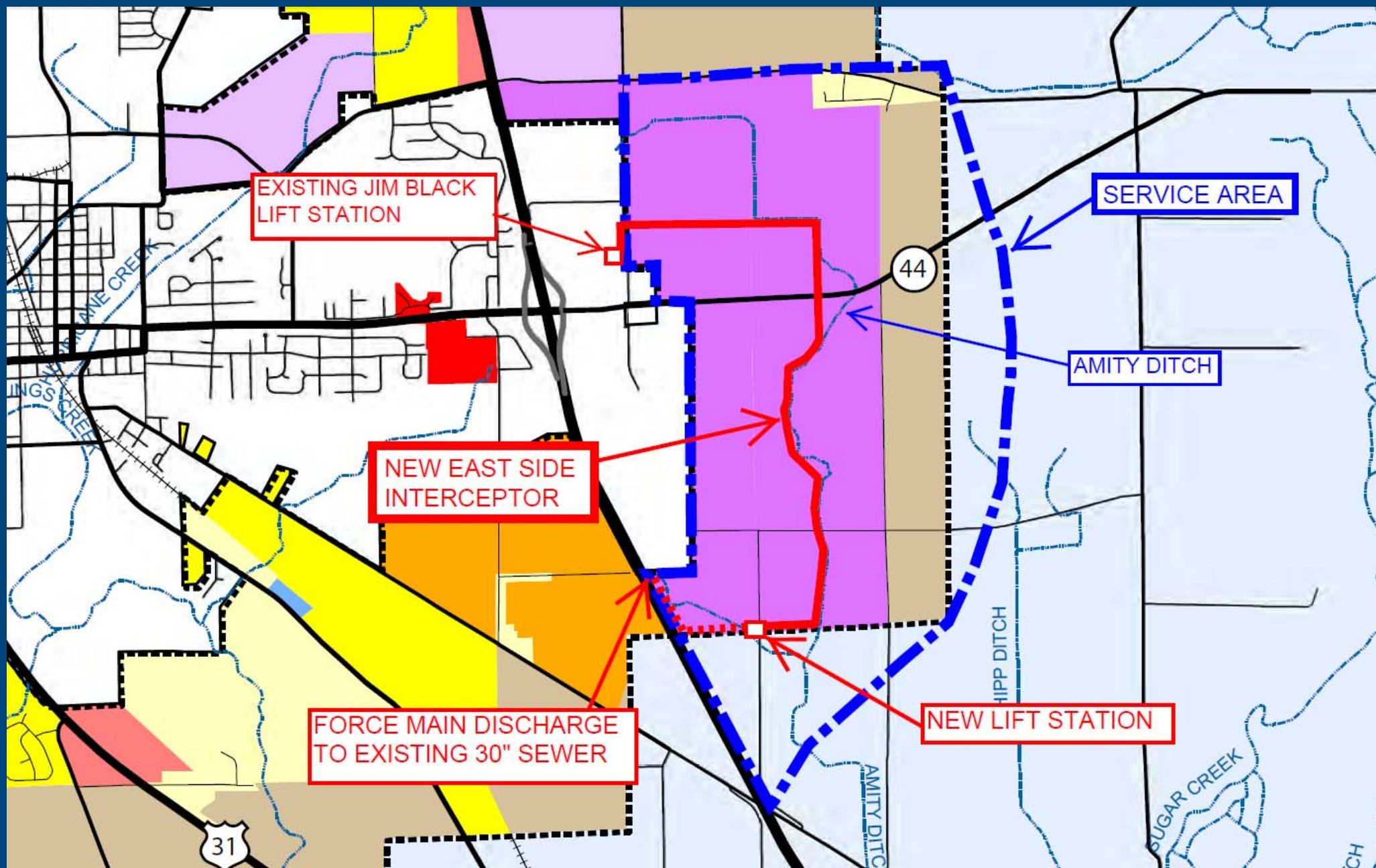


East Side Regional Interceptor

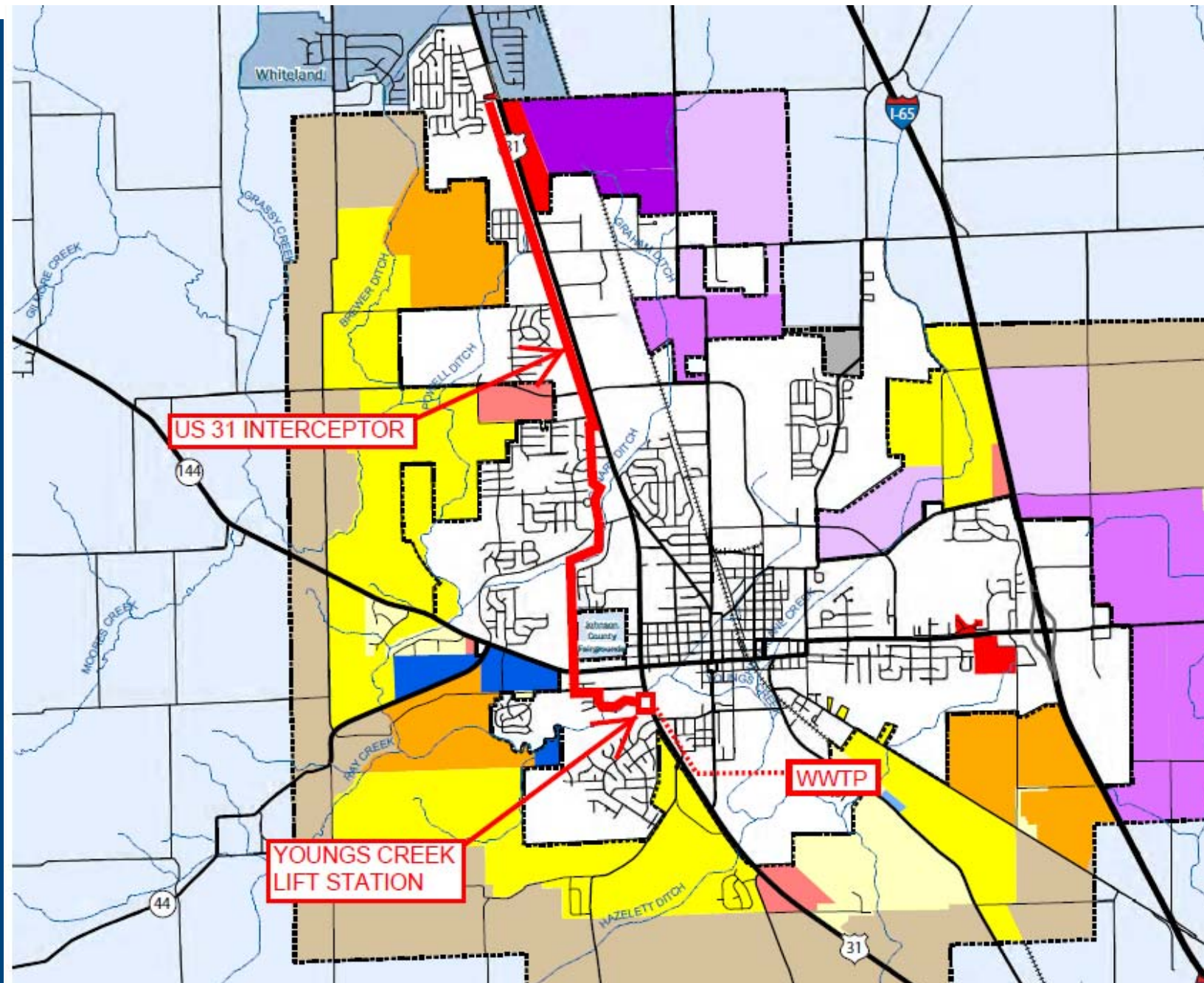
- Completed October 2022



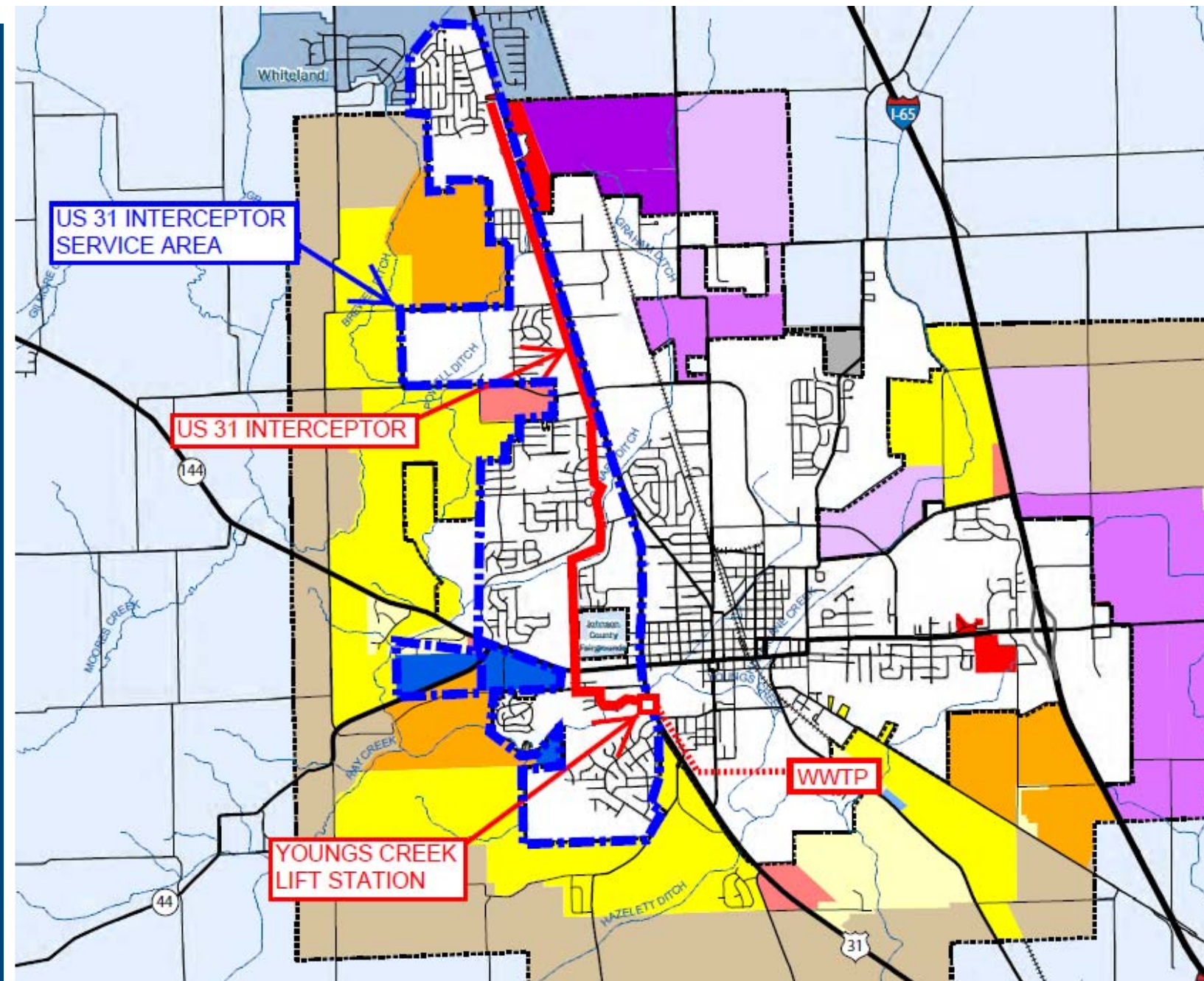
East Side Regional Interceptor



Existing US 31 Interceptor



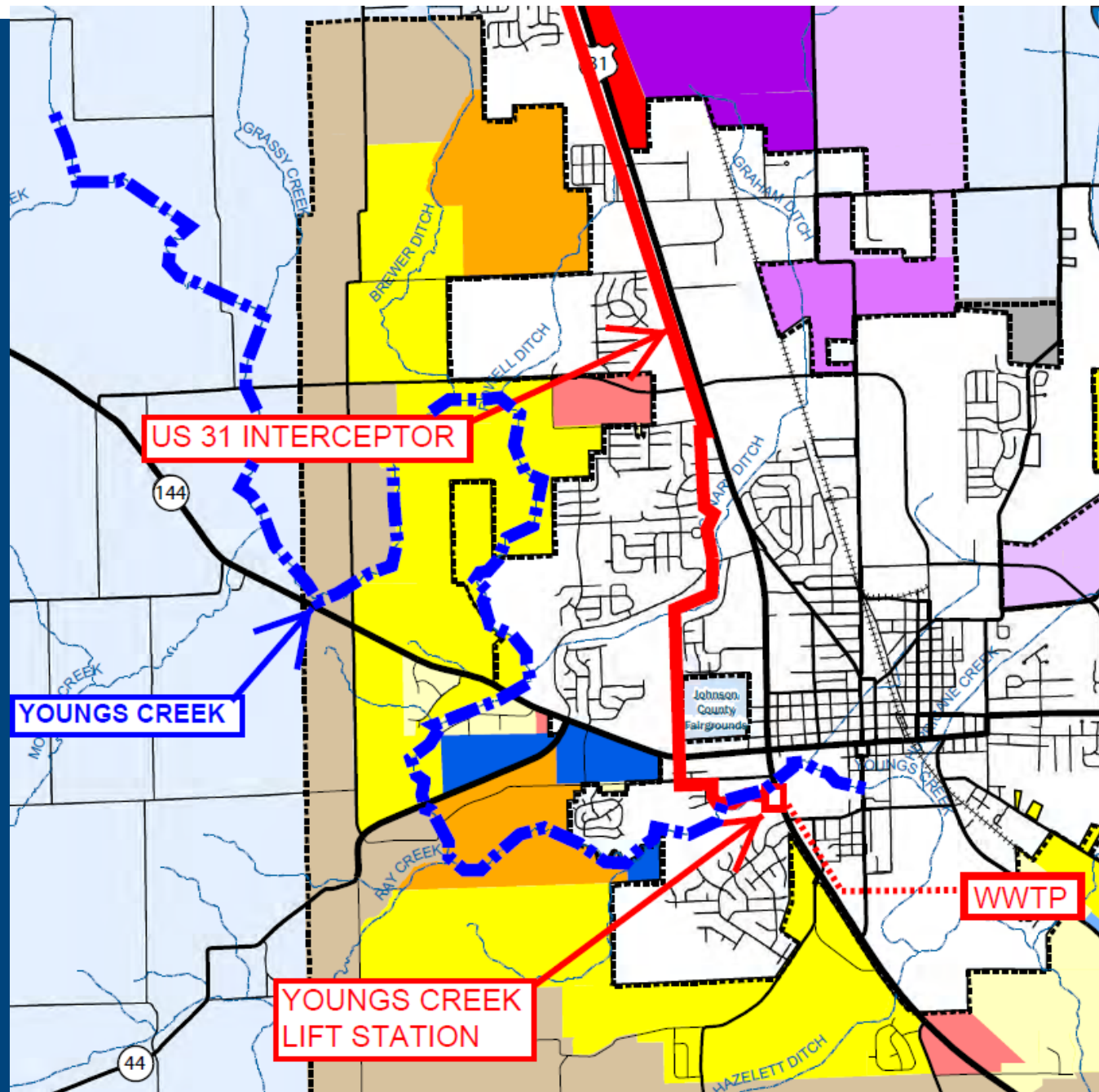
Existing US 31 Interceptor



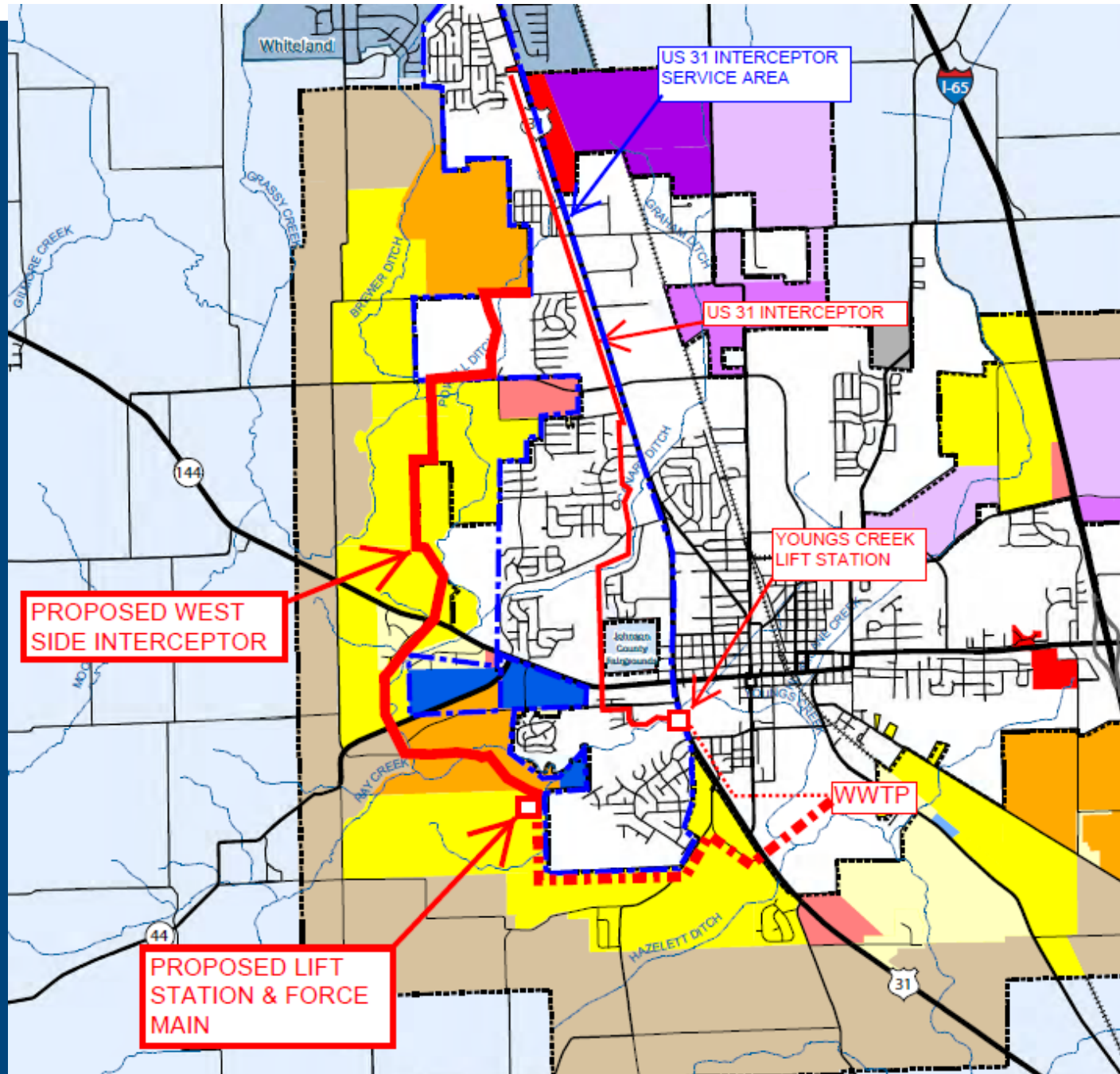
Existing US 31 Interceptor

- Flows to the Youngs Creek Lift Station
 - Largest lift station in the City
 - Serves entire area west of US 31 (~1/3 of the City)
- Both the interceptor and lift station are at capacity during heavier rain events
- A new interceptor and lift station are needed for future growth to the northwest, west and southwest

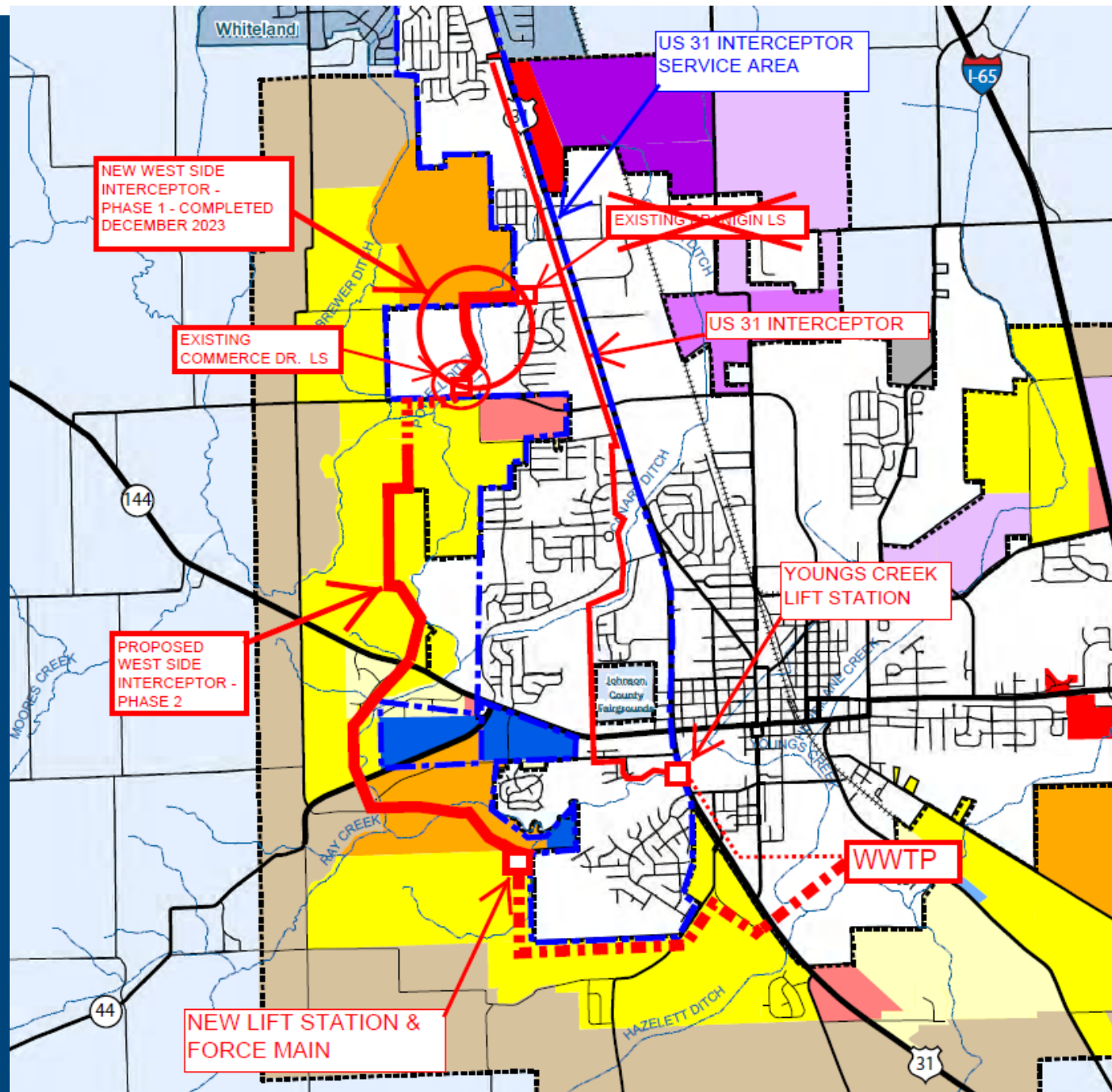
West Side Regional Interceptor



West Side Regional Interceptor Plan



West Side Regional Interceptor - Current



West Side Regional Interceptor – Phase 2

- Approx. 18,500' of 18" to 24" gravity sewer, & new regional lift station and force main
- Opinion of Project Cost Remaining
 - \$13,000,000
- Anticipated Project Schedule
 - Design – 95% complete
 - Permitting - renew a few
 - Easement Acquisition – currently on-going
 - Bid/Bond – 4 months
 - Construction – 12 months (Spring 2027??)

Questions??

CITY OF FRANKLIN, JOHNSON COUNTY, INDIANA

WASTEWATER UTILITY RATE STUDY

REVISED JUNE 28, 2024

FRANKLIN CITY COUNCIL



CITY OF FRANKLIN, JOHNSON COUNTY, INDIANA
TABLE OF CONTENTS
WASTEWATER UTILITY RATE STUDY
REVISED JUNE 28, 2024

	<u>PAGE</u>
BASE YEAR REVENUE	1
OPERATION & MAINTENANCE EXPENSES (2023)	3
REVENUE REQUIREMENTS (2023)	4
NEW REVENUE ESTIMATE	5
SUMMARY OF REVENUES & EXPENSES (2023)	7
COMPARISON (Neighboring Communities)	8
APPENDIX A - ADJUSTMENTS	
APPENDIX B - ESTIMATED AMORTIZATION SCHEDULE	
APPENDIX C - DEBT SERVICE COVERAGE	
APPENDIX D - PROPOSED RATE TABLE	

CITY OF FRANKLIN, JOHNSON COUNTY, INDIANA
BASE YEAR REVENUE
WASTEWATER UTILITY RATE STUDY
REVISED JUNE 28, 2024

Usage Charge (100 Gallon)	\$ 0.543
TOTAL REVENUE PROJECTION	\$ 4,868,257.69

Unmetered Residential Flat Rate	\$ 39.78
Current Metered Residential Base Rate	\$ 5.57

	Base Year
<u>User Code T1</u>	
Number of Users	3
Base Charge	\$ 11.14
Total Monthly Revenue for Base Charge	\$ 33.42
 Total Annual Revenue for Base Charge	 \$ 401.04
 Usage (100 Gallon)	 133
Usage Charge (100 Gallon)	\$ 0.543
Total Monthly Revenue for Usage Charge	\$ 72.17
 Total Annual Revenue for Usage Charge	 \$ 866.09
Total Annual Revenue for User Code T1	\$ 1,267.13

	Base Year
<u>User Code C6</u>	
Number of Users	99
Base Charge	\$ 57.04
Number of Users	0
Base Charge	\$ 114.08
Number of Users	0
Base Charge	\$ -
Total Monthly Revenue for Base Charge	\$ 5,646.96
 Total Annual Revenue for Base Charge	 \$ 67,763.52
 Usage (100 Gallon)	 109,457
Usage Charge (100 Gallon)	\$ 0.543
Total Monthly Revenue for Usage Charge	\$ 59,435.02
 Total Annual Revenue for Usage Charge	 \$ 713,220.18
Total Annual Revenue for User Code C6	\$ 780,983.70

	Base Year
<u>User Code CO</u>	
Number of Users	380
Base Charge	\$ 5.57
Number of Users	0
Base Charge	\$ -
Number of Users	0
Base Charge	\$ -
Total Monthly Revenue for Base Charge	\$ 2,116.60
 Total Annual Revenue for Base Charge	 \$ 25,399.20
 Usage (100 Gallon)	 20,536
Usage Charge (100 Gallon)	\$ 0.543
Total Monthly Revenue for Usage Charge	\$ 11,151.00
 Total Annual Revenue for Usage Charge	 \$ 133,812.03
Total Annual Revenue for User Code CO	\$ 159,211.23

	Base Year
<u>User Code T3</u>	
Number of Users	22
Base Charge	\$ 28.52
Total Monthly Revenue for Base Charge	\$ 627.44
 Total Annual Revenue for Base Charge	 \$ 7,529.28
 Usage (100 Gallon)	 5,972
Usage Charge (100 Gallon)	\$ 0.543
Total Monthly Revenue for Usage Charge	\$ 3,242.52
 Total Annual Revenue for Usage Charge	 \$ 38,910.29
Total Annual Revenue for User Code T3	\$ 46,439.57

	Base Year
<u>User Code C3</u>	
Number of Users	213
Base Charge	\$ 14.26
Number of Users	0
Base Charge	\$ -
Total Monthly Revenue for Base Charge	\$ 3,037.38
 Total Annual Revenue for Base Charge	 \$ 36,448.56
 Usage (100 Gallon)	 50,644
Usage Charge (100 Gallon)	\$ 0.543
Total Monthly Revenue for Usage Charge	\$ 27,499.92
 Total Annual Revenue for Usage Charge	 \$ 329,999.02
Total Annual Revenue for User Code C3	\$ 366,447.58

	Base Year
<u>User Code NR</u>	
Number of Users	570
Base Charge	\$ 39.78
Number of Users	0
Base Charge	\$ -
Number of Users	0
Base Charge	\$ -
Total Monthly Revenue for Base Charge	\$ 22,674.60
 Total Annual Revenue for Base Charge	 \$ 272,095.20
 Usage (100 Gallon)	 -
Usage Charge (100 Gallon)	\$ 0.543
Total Monthly Revenue for Usage Charge	\$ -
 Total Annual Revenue for Usage Charge	 \$ -
Total Annual Revenue for User Code NR & O	\$ 272,095.20

	Base Year
<u>User Code T6</u>	
Number of Users	13
Base Charge	\$ 114.08
Number of Users	0
Base Charge	\$ -
Total Monthly Revenue for Base Charge	\$ 1,483.04
Total Annual Revenue for Base Charge	\$ 17,796.48
Usage (100 Gallon)	39,368
Usage Charge (100 Gallon)	\$ 0.543
Total Monthly Revenue for Usage Charge	\$ 21,376.96
Total Annual Revenue for Usage Charge	\$ 256,523.52
Total Annual Revenue for User Code T6	\$ 274,320.00

	Base Year
<u>User Code OR</u>	
Number of Users	7,534
Base Charge	\$ 5.57
Number of Users	148
Base Charge	\$ 39.78
Number of Users	11
Base Charge	\$ 35.48
Number of Users	0
Base Charge	\$ -
Total Monthly Revenue for Base Charge	\$ 48,242.10
Total Annual Revenue for Base Charge	\$ 578,905.20
Usage (100 Gallon)	281,684
Usage Charge (100 Gallon)	\$ 0.543
Total Monthly Revenue for Usage Charge	\$ 152,954.64
Total Annual Revenue for Usage Charge	\$ 1,835,455.66
Total Annual Revenue for User Code OR	\$ 2,414,360.86

	Base Year
<u>User Code OT</u>	
Number of Users	14
Base Charge	\$ 32.08
Number of Users	2
Base Charge	\$ 228.15
Number of Users	2
Base Charge	\$ 114.08
Number of Users	1
Base Charge	\$ 242.41
Number of Users	1
Base Charge	\$ 19.83
Number of Users	2
Base Charge	\$ 57.04
Number of Users	0
Base Charge	\$ 719.58
Number of Users	1
Base Charge	\$ 285.19
Number of Users	-
Base Charge	\$ 488.67
Number of Users	2
Base Charge	\$ 14.26
Number of Users	2
Base Charge	\$ 28.52
Number of Users	1
Base Charge	\$ 913.45
Total Monthly Revenue for Base Charge	\$ 2,794.10
Total Annual Revenue for Base Charge	\$ 33,529.20
Usage (100 Gallon)	79,743
Usage Charge (100 Gallon)	\$ 0.543
Total Monthly Revenue for Usage Charge	\$ 43,300.27
Total Annual Revenue for Usage Charge	\$ 519,603.22
Total Annual Revenue for User Code OT	\$ 553,132.42

CITY OF FRANKLIN, JOHNSON COUNTY, INDIANA
OPERATION & MAINTENANCE EXPENSES (2023)
WASTEWATER UTILITY RATE STUDY
REVISED JUNE 28, 2024

	Adjusted* <u>2023</u>
Operation & Maintenance Expenses	
Salaries & Wages	\$ 1,328,542
Pension & Benefits	675,519
Materials & Supplies	843,800
Contractual Services	1,572,215
Capital Outlay	52,491
Other Disbursements	35,197
Total Operation & Maintenance Expenses	<u>\$ 4,507,764</u>

* See Appendix A for O&M adjustments to 2023 actual expenses.

CITY OF FRANKLIN, JOHNSON COUNTY, INDIANA
 REVENUE REQUIREMENTS (2023)
 WASTEWATER UTILITY RATE STUDY
 REVISED JUNE 28, 2024

<u>Revenue Requirements</u>	<u>Projected</u>	<u>Ref</u>
Operation & Maintenance Expenses	\$ 4,507,764	(1)
Debt Service Coverage / Sewer Rehabilitation	1,000,000	(4)
Debt Service		
2020 Bonds (Maximum)	341,750	(2)
Estimated 2025 Bonds (Maximum)	3,325,250	(2)
Total Revenue Requirements	9,174,764	
Less Miscellaneous Receipts	(4,615)	(3)
Total NET Revenue Requirements	\$ 9,170,149	

(1) Per City 2023 Financial Reports and adjustments made in Appendix A.

(2) Per 2020 bond debt service in Appendix B.

(2) Per estimated 2025 bond debt service in Appendix B.

(3) Projected per City 2023 Financial Report.

(4) Sewer Rehabilitation per Management Estimate / Debt Service Coverage

CITY OF FRANKLIN, JOHNSON COUNTY, INDIANA
NEW REVENUE ESTIMATE
WASTEWATER UTILITY RATE STUDY
REVISED JUNE 28, 2024

Usage Charge (100 Gallon)	\$ 1.023
TOTAL REVENUE PROJECTION (NEW RATES)	\$ 9,172,017.07

New / Unmetered Residential Flat Rate	\$ 74.95
New / Metered Residential Base Rate	\$ 10.49

	Base Year
<u>User Code T1</u>	
Number of Users	3
Base Charge	\$ 20.98
Total Monthly Revenue for Base Charge	\$ 62.94
Total Annual Revenue for Base Charge	\$ 755.28
Usage (100 Gallon)	133
Usage Charge (100 Gallon)	\$ 1.023
Total Monthly Revenue for Usage Charge	\$ 135.97
Total Annual Revenue for Usage Charge	\$ 1,631.69
Total Annual Revenue for User Code T1	\$ 2,386.97

	Base Year
<u>User Code C6</u>	
Number of Users	99
Base Charge	\$ 107.00
Number of Users	0
Base Charge	\$ -
Number of Users	0
Base Charge	\$ -
Total Monthly Revenue for Base Charge	\$ 10,592.80
Total Annual Revenue for Base Charge	\$ 127,113.62
Usage (100 Gallon)	109,457
Usage Charge (100 Gallon)	\$ 1.023
Total Monthly Revenue for Usage Charge	\$ 111,974.26
Total Annual Revenue for Usage Charge	\$ 1,343,691.06
Total Annual Revenue for User Code C6	\$ 1,470,804.69

	Base Year
<u>User Code CO</u>	
Number of Users	380
Base Charge	\$ 10.49
Number of Users	0
Base Charge	\$ -
Number of Users	0
Base Charge	\$ -
Total Monthly Revenue for Base Charge	\$ 3,986.20
Total Annual Revenue for Base Charge	\$ 47,834.40
Usage (100 Gallon)	20,536
Usage Charge (100 Gallon)	\$ 1.023
Total Monthly Revenue for Usage Charge	\$ 21,008.24
Total Annual Revenue for Usage Charge	\$ 252,098.91
Total Annual Revenue for User Code CO	\$ 299,933.31

	Base Year
<u>User Code T3</u>	
Number of Users	22
Base Charge	\$ 54.55
Total Monthly Revenue for Base Charge	\$ 1,200.06
Total Annual Revenue for Base Charge	\$ 14,400.67
Usage (100 Gallon)	5,972
Usage Charge (100 Gallon)	\$ 1.023
Total Monthly Revenue for Usage Charge	\$ 6,108.84
Total Annual Revenue for Usage Charge	\$ 73,306.13
Total Annual Revenue for User Code T3	\$ 87,706.81

	Base Year
<u>User Code C3</u>	
Number of Users	213
Base Charge	\$ 27.27
Number of Users	0
Base Charge	\$ -
Total Monthly Revenue for Base Charge	\$ 5,809.36
Total Annual Revenue for Base Charge	\$ 69,712.34
Usage (100 Gallon)	50,644
Usage Charge (100 Gallon)	\$ 1.023
Total Monthly Revenue for Usage Charge	\$ 51,809.24
Total Annual Revenue for Usage Charge	\$ 621,710.86
Total Annual Revenue for User Code C3	\$ 691,423.20

	Base Year
<u>User Code NR</u>	
Number of Users	570
Base Charge	\$ 74.95
Number of Users	0
Base Charge	\$ -
Number of Users	0
Base Charge	\$ -
Total Monthly Revenue for Base Charge	\$ 42,721.50
Total Annual Revenue for Base Charge	\$ 512,658.00
Usage (100 Gallon)	-
Usage Charge (100 Gallon)	\$ 1.023
Total Monthly Revenue for Usage Charge	\$ -
Total Annual Revenue for Usage Charge	\$ -
Total Annual Revenue for User Code NR & O	\$ 512,658.00

	Base Year
<u>User Code T6</u>	
Number of Users	13
Base Charge	\$ 214.00
Number of Users	0
Base Charge	\$ -
Total Monthly Revenue for Base Charge	\$ 2,781.95
Total Annual Revenue for Base Charge	\$ 33,383.38
Usage (100 Gallon)	39,368
Usage Charge (100 Gallon)	\$ 1.023
Total Monthly Revenue for Usage Charge	\$ 40,273.72
Total Annual Revenue for Usage Charge	\$ 483,284.64
Total Annual Revenue for User Code T6	\$ 516,668.01

	Base Year
<u>User Code OR</u>	
Number of Users	7,534
Base Charge	\$ 10.49
Number of Users	148
Base Charge	\$ 74.95
Number of Users	11
Base Charge	\$ 66.85
Number of Users	0
Base Charge	\$ -
Total Monthly Revenue for Base Charge	\$ 90,859.59
Total Annual Revenue for Base Charge	\$ 1,090,315.10
Usage (100 Gallon)	281,684
Usage Charge (100 Gallon)	\$ 1.023
Total Monthly Revenue for Usage Charge	\$ 288,163.16
Total Annual Revenue for Usage Charge	\$ 3,457,957.90
Total Annual Revenue for User Code OR	\$ 4,548,273.00

	Base Year
<u>User Code OT</u>	
Number of Users	14
Base Charge	\$ 60.84
Number of Users	2
Base Charge	\$ 430.09
Number of Users	2
Base Charge	\$ 214.00
Number of Users	1
Base Charge	\$ 457.36
Number of Users	1
Base Charge	\$ 37.76
Number of Users	2
Base Charge	\$ 107.00
Number of Users	0
Base Charge	\$ -
Number of Users	1
Base Charge	\$ 537.09
Number of Users	-
Base Charge	\$ -
Number of Users	2
Base Charge	\$ 27.27
Number of Users	2
Base Charge	\$ 54.55
Number of Users	1
Base Charge	\$ 1,720.36
Total Monthly Revenue for Base Charge	\$ 5,270.18
Total Annual Revenue for Base Charge	\$ 63,242.11
Usage (100 Gallon)	79,743
Usage Charge (100 Gallon)	\$ 1.023
Total Monthly Revenue for Usage Charge	\$ 81,576.75
Total Annual Revenue for Usage Charge	\$ 978,920.98
Total Annual Revenue for User Code OT	\$ 1,042,163.09

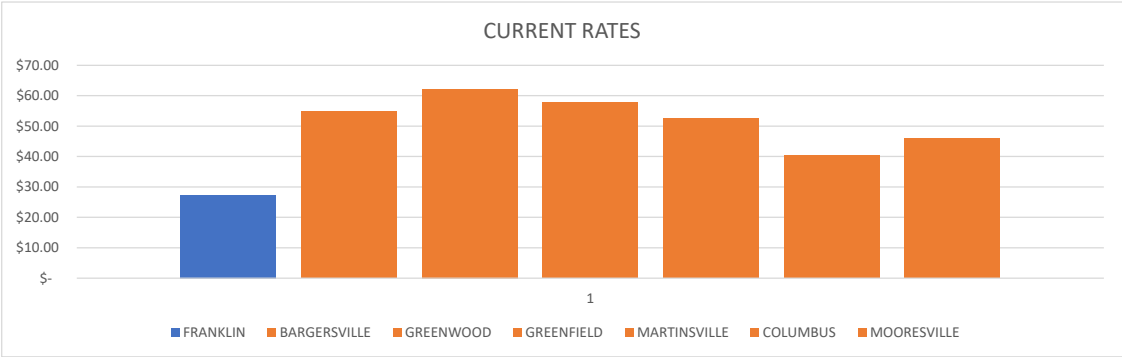
CITY OF FRANKLIN, JOHNSON COUNTY, INDIANA
SUMMARY OF REVENUES & EXPENSES (2023)
WASTEWATER UTILITY RATE STUDY
REVISED JUNE 28, 2024

<u>Revenue</u>	<u>Base Year</u>	<u>New Rates</u>
Operating Revenue		
Service Revenue	\$ 4,868,258	\$ 9,172,017
Total Operating Revenue	4,868,258	9,172,017
Miscellaneous Revenue	4,615	4,615
Total Revenue	4,872,873	9,176,632
<u>Expenses</u>		
Total Operation & Maintenance Expenses	4,507,764	4,507,764
Surplus (Deficit) from Operating Revenue	365,109	4,668,868
Debt Service Coverage / Sewer Rehabilitation	85,438	1,000,000
Debt Service		
2020 Bonds (Maximum)	341,750	341,750
Estimated 2025 Bonds (Maximum)	-	3,325,250
Total Debt Service	341,750	3,667,000
Surplus (Deficit) from Operations	\$ (62,078)	\$ 1,868

CITY OF FRANKLIN, JOHNSON COUNTY, INDIANA
 COMPARISON (Neighboring Communities)
 WASTEWATER UTILITY RATE STUDY
 REVISED JUNE 28, 2024

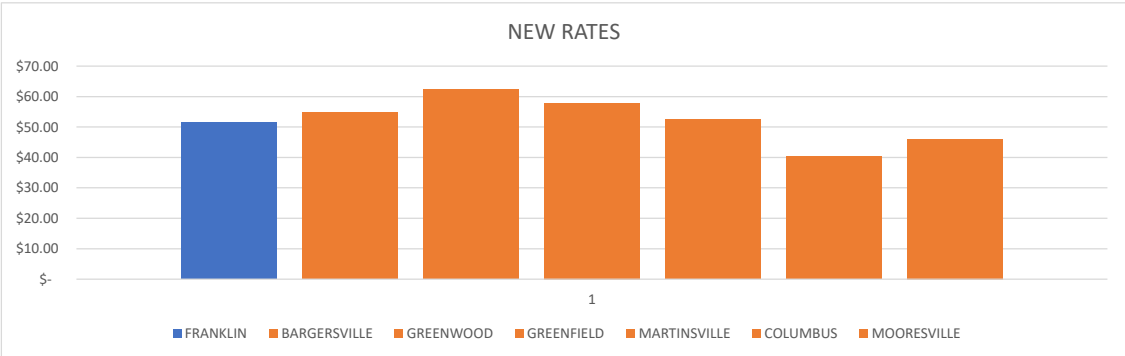
CURRENT RATES (Residential 4,000 gallon)

	FRANKLIN	BARGERSVILLE	GREENWOOD	GREENFIELD	MARTINSVILLE	COLUMBUS	MOORESVILLE
Base / Minimum	\$ 5.57	\$ 13.57	\$ 32.51	\$ 32.87	\$ 7.37	\$ 7.05	\$ 25.30
Flow Charge	21.72	41.24	29.76	25.00	45.04	33.32	20.72
Total	\$ 27.29	\$ 54.81	\$ 62.27	\$ 57.87	\$ 52.41	\$ 40.37	\$ 46.02



NEW RATES (Residential 4,000 gallon)

	FRANKLIN	BARGERSVILLE	GREENWOOD	GREENFIELD	MARTINSVILLE	COLUMBUS	MOORESVILLE
Base / Minimum	\$ 10.49	\$ 13.57	\$ 32.51	\$ 32.87	\$ 7.37	\$ 7.05	\$ 25.30
Flow Charge	40.92	41.24	29.76	25.00	45.04	33.32	20.72
Total	\$ 51.41	\$ 54.81	\$ 62.27	\$ 57.87	\$ 52.41	\$ 40.37	\$ 46.02



CITY OF FRANKLIN, JOHNSON COUNTY, INDIANA
APPENDIX A - ADJUSTMENTS
WASTEWATER UTILITY RATE STUDY
REVISED JUNE 28, 2024

<u>Operation & Maintenance Expenses</u>	<u>2023</u>	<u>Adjustments</u>	<u>Adjusted 2023</u>
Salaries & Wages	\$ 1,085,393	\$ 243,149 ⁽¹⁾	\$ 1,328,542
Pension & Benefits	415,895	259,624 ⁽¹⁾	675,519
Materials & Supplies	604,130	239,670 ⁽¹⁾	843,800
Contractual Services	1,202,450	369,765 ⁽¹⁾	1,572,215
Capital Outlay	49,478	3,013 ⁽²⁾	52,491
Other Disbursements	33,176	2,020 ⁽²⁾	35,197
Total Operation & Maintenance Expenses	<u>\$ 3,390,522</u>	<u>\$ 1,117,242</u>	<u>\$ 4,507,764</u>

⁽¹⁾ Adjustment for 2025 budget.

⁽²⁾ Adjustment for inflation of 3% for two years.

CITY OF FRANKLIN, JOHNSON COUNTY, INDIANA
APPENDIX B - ESTIMATED AMORTIZATION SCHEDULE
WASTEWATER UTILITY RATE STUDY
REVISED JUNE 28, 2024

Sewage Works Revenue Bonds, Series 2020

Principal 5,250,000

<u>Date</u>	<u>Principal</u>	<u>Rate</u>	<u>Interest</u>	<u>Total</u>	<u>Annual Debt Svc</u>	<u>Remaining Principal</u>
3/1/2021	155,000	5.00	109,207	264,207		5,095,000
9/1/2021		5.00	75,709	75,709	339,916	5,095,000
3/1/2022	190,000	4.00	75,709	265,709		4,905,000
9/1/2022		4.00	71,909	71,909	337,618	4,905,000
3/1/2023	200,000	4.00	71,909	271,909		4,705,000
9/1/2023		4.00	67,909	67,909	339,818	4,705,000
3/1/2024	210,000	4.00	67,909	277,909		4,495,000
9/1/2024		4.00	63,709	63,709	341,618	4,495,000
3/1/2025	215,000	4.00	63,709	278,709		4,280,000
9/1/2025		4.00	59,409	59,409	338,118	4,280,000
3/1/2026	225,000	4.00	59,409	284,409		4,055,000
9/1/2026		4.00	54,909	54,909	339,318	4,055,000
3/1/2027	235,000	4.00	54,909	289,909		3,820,000
9/1/2027		4.00	50,209	50,209	340,118	3,820,000
3/1/2028	245,000	4.00	50,209	295,209		3,575,000
9/1/2028		4.00	45,309	45,309	340,518	3,575,000
3/1/2029	255,000	4.00	45,309	300,309		3,320,000
9/1/2029		4.00	40,209	40,209	340,518	3,320,000
3/1/2030	265,000	4.00	40,209	305,209		3,055,000
9/1/2030		4.00	34,909	34,909	340,118	3,055,000
3/1/2031	275,000	4.00	34,909	309,909		2,780,000
9/1/2031		4.00	29,409	29,409	339,318	2,780,000
3/1/2032	285,000	2.00	29,409	314,409		2,495,000
9/1/2032		2.00	26,559	26,559	340,968	2,495,000
3/1/2033	290,000	2.00	26,559	316,559		2,205,000
9/1/2033		2.00	23,659	23,659	340,218	2,205,000
3/1/2034	295,000	2.00	23,659	318,659		1,910,000
9/1/2034		2.00	20,709	20,709	339,368	1,910,000
3/1/2035	300,000	2.13	20,709	320,709		1,610,000
9/1/2035		2.13	17,522	17,522	338,231	1,610,000
3/1/2036	310,000	2.13	17,522	327,522		1,300,000
9/1/2036		2.13	14,228	14,228	341,750	1,300,000
3/1/2037	315,000	2.13	14,228	329,228		985,000
9/1/2037		2.13	10,881	10,881	340,109	985,000
3/1/2038	320,000	2.13	10,881	330,881		665,000
9/1/2038		2.13	7,481	7,481	338,362	665,000
3/1/2039	330,000	2.25	7,481	337,481		335,000
9/1/2039		2.25	3,769	3,769	341,250	335,000
3/1/2040	335,000	2.25	3,769	338,769	338,769	-
	<u>5,250,000</u>		<u>1,546,021</u>	<u>6,796,021</u>	<u>6,796,021</u>	

Sewage Works Revenue Bonds, Series 2025

Principal 47,000,000

<u>Date</u>	<u>Principal</u>	<u>Rate</u>	<u>Interest</u>	<u>Total</u>	<u>Annual Debt Svc</u>	<u>Remaining Principal</u>
3/1/2026	590,000	5%	1,566,667	2,156,667		46,410,000
9/1/2026		5%	1,160,250	1,160,250	3,316,917	46,410,000
3/1/2027	1,020,000	5%	1,160,250	2,180,250		45,390,000
9/1/2027		5%	1,134,750	1,134,750	3,315,000	45,390,000
3/1/2028	1,080,000	5%	1,134,750	2,214,750		44,310,000
9/1/2028		5%	1,107,750	1,107,750	3,322,500	44,310,000
3/1/2029	1,135,000	5%	1,107,750	2,242,750		43,175,000
9/1/2029		5%	1,079,375	1,079,375	3,322,125	43,175,000
3/1/2030	1,190,000	5%	1,079,375	2,269,375		41,985,000
9/1/2030		5%	1,049,625	1,049,625	3,319,000	41,985,000
3/1/2031	1,255,000	5%	1,049,625	2,304,625		40,730,000
9/1/2031		5%	1,018,250	1,018,250	3,322,875	40,730,000
3/1/2032	1,320,000	5%	1,018,250	2,338,250		39,410,000
9/1/2032		5%	985,250	985,250	3,323,500	39,410,000
3/1/2033	1,385,000	5%	985,250	2,370,250		38,025,000
9/1/2033		5%	950,625	950,625	3,320,875	38,025,000
3/1/2034	1,455,000	5%	950,625	2,405,625		36,570,000
9/1/2034		5%	914,250	914,250	3,319,875	36,570,000
3/1/2035	1,530,000	5%	914,250	2,444,250		35,040,000
9/1/2035		5%	876,000	876,000	3,320,250	35,040,000
3/1/2036	1,610,000	5%	876,000	2,486,000		33,430,000
9/1/2036		5%	835,750	835,750	3,321,750	33,430,000
3/1/2037	1,690,000	5%	835,750	2,525,750		31,740,000
9/1/2037		5%	793,500	793,500	3,319,250	31,740,000
3/1/2038	1,780,000	5%	793,500	2,573,500		29,960,000
9/1/2038		5%	749,000	749,000	3,322,500	29,960,000
3/1/2039	1,870,000	5%	749,000	2,619,000		28,090,000
9/1/2039		5%	702,250	702,250	3,321,250	28,090,000
3/1/2040	1,970,000	5%	702,250	2,672,250		26,120,000
9/1/2040		5%	653,000	653,000	3,325,250	26,120,000
3/1/2041	2,070,000	5%	653,000	2,723,000		24,050,000
9/1/2041		5%	601,250	601,250	3,324,250	24,050,000
3/1/2042	2,170,000	5%	601,250	2,771,250		21,880,000
9/1/2042		5%	547,000	547,000	3,318,250	21,880,000
3/1/2043	2,280,000	5%	547,000	2,827,000		19,600,000
9/1/2043		5%	490,000	490,000	3,317,000	19,600,000
3/1/2044	2,400,000	5%	490,000	2,890,000		17,200,000
9/1/2044		5%	430,000	430,000	3,320,000	17,200,000
3/1/2045	2,520,000	5%	430,000	2,950,000		14,680,000
9/1/2045		5%	367,000	367,000	3,317,000	14,680,000
3/1/2046	2,650,000	5%	367,000	3,017,000		12,030,000
9/1/2046		5%	300,750	300,750	3,317,750	12,030,000
3/1/2047	2,790,000	5%	300,750	3,090,750		9,240,000
9/1/2047		5%	231,000	231,000	3,321,750	9,240,000
3/1/2048	2,930,000	5%	231,000	3,161,000		6,310,000
9/1/2048		5%	157,750	157,750	3,318,750	6,310,000
3/1/2049	3,080,000	5%	157,750	3,237,750		3,230,000
9/1/2049		5%	80,750	80,750	3,318,500	3,230,000
3/1/2050	3,230,000	5%	80,750	3,310,750	3,310,750	-
	<u>47,000,000</u>		<u>35,996,917</u>	<u>82,996,917</u>	<u>82,996,917</u>	

CITY OF FRANKLIN, JOHNSON COUNTY, INDIANA
APPENDIX C - DEBT SERVICE COVERAGE
WASTEWATER UTILITY RATE STUDY
REVISED JUNE 28, 2024

Surplus (Deficit) from Operating Revenue	\$ 4,668,868
Estimated Debt Service on Bonds	<u>3,667,000</u>
Debt Service Coverage:	<u>127.32%</u>

CITY OF FRANKLIN, JOHNSON COUNTY, INDIANA
APPENDIX D - PROPOSED RATE TABLE
WASTEWATER UTILITY RATE STUDY
REVISED JUNE 28, 2024

Treatment Rate Per 1,000 Gallons:

\$ 10.23

Unmetered Water Users:

*Residential (Single Family Residence)

\$ 74.95

*Users other than "Residential Single Family Dwelling Units" shall
be charged a rate to be determined by the City based on comparison
with a similar enterprise with metered usage.

Base Rate per Month as Follows:

Water Meter Size	Equivalency Factor	New Base Rate
5/8 to 3/4 Inch	1.0	\$ 10.49
1 Inch	2.6	\$ 27.27
1 1/4 Inch	4.0	\$ 41.96
1 1/2 Inch	5.8	\$ 60.84
2 Inch	10.2	\$ 107.00
3 Inch	23.0	\$ 241.27
4 Inch	41.0	\$ 430.09
6 Inch	92.2	\$ 967.18
8 Inch	163.8	\$ 1,718.26

ORDINANCE NO. 24-04
OF THE COMMON COUNCIL OF THE CITY OF FRANKLIN, INDIANA

An Ordinance Amending The Rates And Charges For Use Of The Sewage Works Of The City Of Franklin

WHEREAS, the City of Franklin, Indiana (the "City") owns and operates sewage works serving the City and nearby areas (the "Sewage Works");

WHEREAS, the Common Council for the City of Franklin, Indiana (the "Council") is the governing board of the City's Sewage Works and as such is authorized by Indiana Code § 36-9-23-25 to set just and equitable fees as required to maintain the Sewage Works in the sound physical and financial condition necessary to render adequate and efficient service, which fees must be sufficient to:

- (A) pay all expenses incidental to the operation of the Sewage Works, including legal expenses, maintenance costs, operating charges, repairs, lease rentals, and interest charges on bonds or other obligations;
- (B) provide the sinking fund required by Indiana Code § 36-9-23-21;
- (C) provide adequate money to be used as working capital; and
- (D) provide adequate money for improving and replacing the Sewage Works.

WHEREAS, the current schedule of rates and charges for use of the Sewage Works was set by the Council on March 2, 2020, under Ordinance Number 20-01, which schedule of rates and charges is incorporated into Section 13.04.360 of the Franklin Municipal Code;

WHEREAS, the Sewage Works are in need of significant replacements and improvements in order to provide adequate service to the City (the "Projects");

WHEREAS, the Council has reviewed and considered the City of Franklin Wastewater Utility Rate Study prepared by Peters Franklin, LTD (the "Rate Study"), and has determined that the new rates and charges proposed in the Rate Study are necessary in order fund the Projects and to maintain the Sewage Works in the sound physical and financial condition necessary to render adequate and efficient service;

WHEREAS, the Council has determined that the rates and charges of the City's Sewage Works should be adjusted accordingly; and

WHEREAS, a public hearing on the proposed fees has been properly noticed and held;

NOW, THEREFORE, BE IT ORDAINED by the Common Council of the City of Franklin, Indiana that:

SECTION 1. The Council finds that the rates and charges adopted by this Ordinance are just and equitable fees as required to maintain the Sewage Works in the sound physical and financial condition necessary to render adequate and efficient service, and as required to:

- (A) pay all expenses incidental to the operation of the Sewage Works, including legal expenses, maintenance costs, operating charges, repairs, lease rentals, and interest charges on bonds or other obligations;
- (B) provide the sinking fund required by Indiana Code § 36-9-23-21;
- (C) provide adequate money to be used as working capital; and
- (D) provide adequate money for improving and replacing the Sewage Works.

SECTION 2. Effective with the bills for the use of the Sewage Works to be first issued in October 2024 and due October 31, 2024, Section 13.04.360(C) and (D) of the City of Franklin Municipal Code, shall be revised to read as follows:

- C. **All Metered Water Users.** Each metered user of the sewage works shall pay the following rates and charges:

- 1. The volume treatment rate shall be \$10.23 per one thousand (1,000) gallons of usage per month;

plus:
- 2. A base rate per month in accordance with the following schedule of meter sizes:

	Equivalency Factor	Total
5/8 — 3/4 inch water meter	1.0	\$ 10.49
1 inch water meter	2.6	\$27.27
1 1/4 inch water meter	4.0	\$41.96
1 1/2 inch water meter	5.8	\$60.84
2 inch water meter	10.2	\$107.00
3 inch water meter	23.0	\$241.27
4 inch water meter	41.0	\$430.09
6 inch water meter	92.2	\$967.18
8 inch water meter	163.8	\$1,718.26

- D. **Unmetered Water Users.** The rates and charges for unmetered water users of the sewage works shall be as follows:

- 1. Unmetered residential (single-family residence) users of the sewage works shall pay \$74.95 per month.
- 2. Unmetered water users of the sewage works other than residential single-family dwelling units shall be charged a monthly fee to be determined by the City based on comparison with a similar enterprise with metered usage.

SECTION 3. Effective with the bills for the use of the Sewage Works to be first issued in October 2024 and due October 31, 2024, Section 13.04.380(A) of the City of Franklin Municipal Code, shall be revised to read as follows:

- A. Normal sewage domestic waste strength should not exceed a biochemical oxygen demand of two hundred (200) milligrams per liter of fluid or suspended solids in excess of two hundred fifty (250) milligrams per liter of fluid or nitrogen in excess of thirty (30) milligrams per liter of fluid. Additional charges for treatment of stronger-than-normal domestic waste shall be made on the following basis:
1. Rate surcharge based upon suspended solids: there shall be an additional charge of thirty cents (\$0.30) per pound of suspended solids received in excess of two hundred fifty (250) milligrams per liter of fluid.
 2. Rate surcharge based upon BOD: there shall be an additional charge of thirty cents (\$0.30) per pound of biochemical oxygen demand for BOD received in excess of two hundred (200) milligrams per liter of fluid.
 3. Rate surcharge based upon NH_3N : there shall be an additional charge of sixty cents (\$0.60) per pound of ammonia nitrogen received in excess of thirty (30) milligrams per liter of fluid.
 4. Rate surcharge based upon Phosphorus (P): there shall be an additional charge of five dollars (\$5.00) per pound of phosphorus received in excess of seven (7) milligrams per liter of fluid.

SECTION 4. The Council hereby authorizes and directs the appropriate officials and representatives of the City to take all necessary actions to implement this Ordinance once it is in full force and effect.

SECTION 5. All prior ordinance provisions in conflict herewith are repealed as of the effective date of this Ordinance.

SECTION 6. If any part of this Ordinance is held to be invalid, such part shall be deemed severable and its invalidity shall have no effect upon the remaining provisions of this Ordinance.

SECTION 7. This Ordinance shall be in full force and effect, until repealed or amended by Ordinance, after its passage and approval by the Mayor of the City of Franklin, Indiana, or as otherwise provided by I.C. 36-4-6-14.

Introduced and Filed on the _____ day of _____, 2024

DULY PASSED this _____ day of _____, 2024, by the Common Council of the City of Franklin, Johnson County, Indiana, having been passed by a vote of _____ in Favor and _____ Opposed.

[Remainder of page intentionally left blank.]

City of Franklin, Indiana, by its Common Council

Voting Affirmative:

Voting Opposed:

Kenneth Austin, President

Kenneth Austin, President

Todd Shuck, Member

Todd Shuck, Member

Anne McGuinness, Member

Anne McGuinness, Member

Irene Nalley, Member

Irene Nalley, Member

Jennifer Price, Member

Jennifer Price, Member

Josh Prine, Member

Josh Prine, Member

Shawn Taylor, Member

Shawn Taylor, Member

Attest:

Jan Jones, City Clerk-Treasurer

Presented by me to the Mayor of the City of Franklin for his approval or veto pursuant to Indiana Code § 36-4-6-15 and 16 this ____ day of _____, 2024 at _____ o'clock a.m./p.m.

Jan Jones
City Clerk-Treasurer

This ordinance, having been passed by the legislative body and presented to me, is:

____ Approved by me and duly adopted pursuant to Indiana Code § 36-4-6-16(a)(1), or
____ Vetoed by me pursuant to Indiana Code § 36-4-6-16(a)(2),

this ____ day of _____, 2024 at _____ o'clock a.m./p.m.

Steve Barnett
Mayor

Attest:

Jan Jones
City Clerk-Treasurer

Prepared by: Stephen K. Watson, Attorney